












Overall Results - Optimist Girls Overall Silver

Optimist Girls

POS	SAIL NUMBER	NAME	NETT	TOTAL	Q1	Q2	Q3	Q4	Q5	Q6	Q7	F1	F2	F3
1	 POL 1947	 Agnieszka Pawlowska	162.0	204.0	(42)	21	37	28	9	21	33	10	2	1
2	  SWE 4764	 Ida Elfving	191.0	249.0	31	26	31	26	20	27	25	3	(58) BFD	2
3	  FRA 2716	 Appoline Benoit	192.0	233.0	35	(41)	11	32	19	35	21	9	17	13
4	  TUR 1296	 Karya Basaraner	196.0	243.0	(47)	9	36	9	18	38	39	7	10	30
5	  LAT 137	 Elza Cibule	203.0	261.0	39	48	8	(58) BFD	9	19	58 BFD	1	1	20
6	  BRA 3686	 Sofia Faria	203.0	261.0	22	35	27	20	26	18	34	2	19	(58) UFD
7	  IRL 1568	 Eimer McMorrough-Moriarty	206.0	264.0	28	(58) BFD	26	31	14	31	20	22	6	28
8	  FRA 2587	 Elsa Watrin	209.0	252.0	25	36	34	21	11	(43)	43	13	12	14
9	  LAT 121	 Agate Einause	212.0	255.0	30	4	35	20	(43)	36	37	18	5	27
10	 FIN 1107	 Silja Oikkonen	213.0	254.0	(41)	23	18	16	40	38	32	23	11	12
11	 SWE 4605	 Julia Werton	226.0	284.0	32	42	41	(58) BFD	28	28	28	14	8	5
12	  NOR 3817	 Diane Jutulstad	243.0	301.0	36	46	40	(58) BFD	23	41	23	11	16	7
13	  BUL 644	 Vea Reyzova	243.0	301.0	(58) DNS	42	16	21	21	26	18	26	58 BFD	15
14	  POR 2664	 Lara Carvalho	249.0	304.0	18	29	47	23	44	(55)	27	38	4	19
15	  RUS 357	 Ekaterina Aleksandrova	251.0	299.0	40	37	38	10	(48)	33	25	29	14	25
16	  ISR 420	 Yahav Fairouz	254.0	312.0	35	30	33	(58) BFD	15	16	58 BFD	6	58 BFD	3



Overall Results - Optimist Girls Overall Silver

Optimist Girls

POS	SAIL NUMBER	NAME	NETT	TOTAL	Q1	Q2	Q3	Q4	Q5	Q6	Q7	F1	F2	F3
17	HUN 1310	Chiara Lisa Carra	256.0	303.0	21	30	38	39	(47)	40	28	28	3	29
18	BUL 643	Marcela Miteva	259.0	317.0	48	49	20	23	26	25	41	21	(58) BFD	6
19	SGP 3104	Keira Marie Carlyle	264.0	314.0	12	45	(50)	40	40	44	35	12	28	8
20	NED 3358	Signe Brinkert	272.0	319.0	18	40	(47)	30	41	42	47	8	15	31
21	NED 3317	Victorine Kelderman	273.0	321.0	30	25	46	41	31	(48)	43	15	18	24
22	SLO 234	Marina Vrščaj	290.0	348.0	(58) DNF	27	26	58 UFD	42	5	58 BFD	5	58 DNF	11
23	FIN 1110	Xiaojian Keinänen	291.0	349.0	45	12	20	(58) BFD	23	48	23	4	58 BFD	58 DSQ
24	NED 3005	Pien Meyer	292.0	350.0	27	43	52	37	38	30	30	25	(58) BFD	10
25	RUS 135	Aleksandra Kalashnikova	298.0	356.0	24	37	48	(58) DNC	39	44	40	35	13	18
26	BEL 1183	Hannelien Borghijs	299.0	357.0	3	(58) BFD	32	35	47	51	49	31	9	42
27	NED 3350	Linde Timmermans	302.0	360.0	23	31	39	33	22	37	39	(58) UFD	20	58 UFD
28	POR 2618	Érica Porto	303.0	361.0	42	(58) BFD	24	12	48	50	29	24	58 BFD	16
29	DEN 8624	Nanna Schroll Nørgaard	304.0	362.0	12	38	51	34	39	46	47	20	(58) BFD	17
30	BEL 1144	Louise Pintelon	308.0	357.0	20	35	43	43	(49)	45	38	40	7	37
31	GBR 6412	Freya Sewell	316.0	374.0	36	31	39	47	41	40	41	16	25	(58) UFD
32	AUT 1852	Magdalena Laesser	324.0	382.0	44	22	37	33	50	49	46	34	(58) BFD	9
33	AHO 82	Anouk Wind	338.0	392.0	37	51	(54)	27	37	52	48	43	21	22
34	HUN 375	Réka Dóra Nagy	339.0	386.0	31	41	40	44	33	(47)	40	42	32	36
35	SVK 905	Valéria Kocanová	346.0	404.0	46	29	32	(58) UFD	46	30	54	17	58 BFD	34



Overall Results - Optimist Girls Overall Silver

Optimist Girls

POS	SAIL NUMBER	NAME	NETT	TOTAL	Q1	Q2	Q3	Q4	Q5	Q6	Q7	F1	F2	F3
36	CAN 1732	Molly Anderson	351.0	409.0	(58) UFD	32	30	40	37	54	29	27	58 BFD	44
37	AUT 1217	Anna Saletu	359.0	417.0	38	40	53	36	30	41	36	39	(58) BFD	46
38	ISR 128	Noga Lahav	360.0	418.0	43	23	48	(58) BFD	44	55	55	30	58 BFD	4
39	EST 201	Romi Safin	361.0	419.0	(58) DNF	48	44	35	51	27	44	47	24	41
40	LTU 750	Ruta Mazunaviciute	363.0	421.0	49	52	30	(58) UFD	53	31	45	46	22	35
41	HKG 225	Bertille Voets	366.0	424.0	(58) DNS	47	29	48	45	47	52	19	58 BFD	21
42	SVK 331	Sára Hrušková	376.0	431.0	34	44	54	38	(55)	52	50	36	30	38
43	LAT 126	Paula Laipniece	380.0	436.0	44	(56)	52	51	34	50	51	44	31	23
44	UKR 8668	Alina Shapovalova	383.0	441.0	(58) DNS	46	53	41	50	34	35	33	58 BFD	33
45	DEN 8618	Camilla Svensson	389.0	447.0	(58) UFD	54	49	34	49	43	49	48	23	40
46	EST 235	Lisbeth Taggu	389.0	444.0	45	(55)	41	38	54	49	44	53	26	39
47	BEL 1076	Marie Pintelon	394.0	452.0	16	50	42	46	52	51	51	41	(58) BFD	45
48	HKG 527	Juliette Clot	396.0	453.0	46	39	45	37	(57)	53	45	51	33	47
49	EST 234	Angeliina Maria Isabel Õunap	403.0	461.0	(58) DNS	50	46	30	45	42	48	58 DNE	58 DNF	26
50	AZE 110	Kristina Karimova	418.0	476.0	(58) UFD	47	55	43	43	36	56	32	58 BFD	48
51	CZE 289	Kristýna Pinosová	423.0	479.0	43	53	(56)	49	51	45	50	55	27	50
52	CZE 808	Kristýna Chalupníková	433.0	490.0	40	49	55	50	52	(57)	53	52	29	53
53	AZE 108	Ayla Babayeva	435.0	493.0	(58) DNS	51	43	58 DNE	56	54	46	37	58 BFD	32
54	SVK 700	Barbora Kocanová	442.0	500.0	47	53	56	(58) BFD	56	53	54	45	35	43



Overall Results - Optimist Girls Overall Silver

Optimist Girls

POS	SAIL NUMBER	NAME	NETT	TOTAL	Q1	Q2	Q3	Q4	Q5	Q6	Q7	F1	F2	F3
55	LTU 589	Greta Kalinauskaite	444.0	501.0	49	52	(57)	39	57	56	52	54	34	51
56	CZE 818	Markéta Kališová	448.0	506.0	39	54	49	42	53	56	53	50	(58) BFD	52
57	LTU 410	Meda Rimaite	471.0	529.0	48	55	51	52	55	57	55	49	(58) BFD	49

