



































Overall Results - Optimist Boys Overall Gold

Optimist Boys

POS	SAIL NUMBER	NAME	NETT	TOTAL	Q1	Q2	Q3	Q4	Q5	Q6	Q7	F1	F2	F3
1	 ITA 8917	 Alex Demurtas	71.0	93.0	2	17	9	19	14	3	1	2	(22)	4
2	 ESP 2957	 David Santacruce	76.0	152.0	6	8	1	11	(76) BFD	15	11	1	5	18
3	 ITA 8955	 Lorenzo Pezzilli	78.0	97.0	15	3	3	18	(19)	2	7	15	14	1
4	 FRA 2732	 Andréa Manhes	79.0	149.0	19	9	2	7	8	12	2	17	3	(70)
5	 TUR 5900	 Meriç Erdagli	93.0	120.0	9	9	23	13	2	7	4	14	12	(27)
6	 ESP 2944	 Antonio Villalón	102.0	149.0	12	(47)	14	2	7	4	25	6	10	22
7	 GER 1311	 Caspar Ilgenstein	106.0	182.0	1	4	15	18	(76) BFD	9	3	9	9	38
8	 ESP 2803	 Javier Ojeda	106.0	143.0	26	5	(37)	4	11	5	18	4	2	31
9	 IRL 1594	 Sam Ledoux	115.0	191.0	4	13	21	1	3	18	(76) UFD	8	23	24
10	 USA 21325	 Cort Snyder	124.0	180.0	(56)	6	47	5	6	14 SP	6	3	17	20
11	 ITA 9015	 Pietro Paolo Orofino	125.0	154.0	14	22	17	3	(29)	9	16	13	19	12
12	 ARG 3675	 Tadeo Funes de Rioja	127.0	191.0	3	20	9	14	4	22	22	20	(64)	13
13	 ESP 2839	 Yago Barca	130.0	176.0	(46)	14	14	2	1	3	33	26	16	21
14	 GRE 755	 Theofanis Zisis	134.0	210.0	3	11	3	3	(76) BFD	57	35	12	7	3
15	 TUR 9018	 Can Ertürk	140.0	173.0	13	25	17	12	2	14	4	23	30	(33)
16	 USA 22282	 Connor Boland	142.0	191.0	2	26	16	28	42	8	3	7	(49)	10



Overall Results - Optimist Boys Overall Gold

Optimist Boys

POS	SAIL NUMBER	NAME	NETT	TOTAL	Q1	Q2	Q3	Q4	Q5	Q6	Q7	F1	F2	F3
17	AUS 1766	Linus Talacko	144.0	201.0	9	6	4	8	10	17	34	(57)	28	28
18	SUI 1829	Simon Mille	155.0	231.0	1	1	22	47	(76) BFD	18	29	10	25	2
19	SWE 4729	Hampus Ljungberg	161.0	237.0	44	2	6	34	(76) BFD	12	2	39	13	9
20	TUR 1283	Alp Namdar	162.0	207.0	(45)	15	42	10	3	7	14	19	29	23
21	GBR 6521	Santiago Sesto Cosby	163.0	209.0	16	16	31	24	21	2	5	16	32	(46)
22	CRO 1230	Tin Fike	167.0	217.0	4	5	24	9	43	11	7	43	21	(50)
23	BRA 3334	Alvaro Alvarez	168.0	203.0	26	29	18	10	9	16	20	22	18	(35)
24	HUN 1331	Attila Tóth	174.0	228.0	10	7	1	27	43	16	1	21	(54)	48
25	ARG 3684	Juan Cruz Albamonte	181.0	254.0	39	41	25	24	4	1	9	37	1	(73)
26	BRA 4013	Gustavo Glimm	190.0	228.0	21	33	29	17	24	22	33	(38)	6	5
27	ISR 22	Ori Schroit	190.0	248.0	38	27	6	32	13	8	18	11	37	(58)
28	IRL 1607	Johnny Flynn	194.0	266.0	33	15	11	6	12	10	20	36	(72)	51
29	TUR 9019	Kuzey Kumlali	195.0	256.0	53	43	5	1	53	5	5	(61)	11	19
30	GRE 1326	Anastasios Gkaripis	196.0	249.0	35	(53)	50	8	11	10	24	24	4	30
31	SUI 1864	Maxim Dneprov	202.0	247.0	43	31	8	12	13	(45)	17	45	8	25
32	SLO 1212	Daniel Cante	209.0	285.0	(76) BFD	7	22	14	1	6	31	48	33	47
33	POL 1943	Rafal Pogorzelski	209.0	271.0	42	(62)	7	5	22	13	25	62	26	7
34	POL 2177	Patryk Chelkowski	212.0	271.0	37	10	(59)	16	32	46	6	25	24	16
35	SWE 4099	Jonatan Röijer	216.0	269.0	47	14	24	9	34	30	15	28	15	(53)



Overall Results - Optimist Boys Overall Gold

Optimist Boys

POS	SAIL NUMBER	NAME	NETT	TOTAL	Q1	Q2	Q3	Q4	Q5	Q6	Q7	F1	F2	F3
36	GER 1315	Meier Michael	218.0	294.0	32	2	19	(76) UFD	27	21	15	40	47	15
37	HUN 2005	Levente Borda	220.0	268.0	7	18	19	30	31	19	8	46	(48)	42
38	UKR 2919	Yurii Gumenko	230.0	276.0	41	(46)	8	7	10	21	30	35	39	39
39	GRE 2846	Stefanos Tsakos	230.0	306.0	8	13	31	42	(76) BFD	17	29	27	31	32
40	AUS 1748	Finn McMahon	236.0	296.0	5	1	(60)	29	19	11	60	47	50	14
41	SWE 4766	Malcolm Björsson	236.0	299.0	5	10	47	33	17	48	23	(63)	36	17
42	DEN 8617	Carl Emil Sloth	237.0	289.0	38	34	12	13	30	27	10	31	42	(52)
43	FIN 1088	Lasse Lindell	254.0	330.0	(76) DNF	16	27	44	27	37	21	56	20	6
44	POR 2606	Miguel Sancho	259.0	322.0	14	37	43	23	5	23	39	41	34	(63)
45	GRE 1028	Iason Valiadis	260.0	336.0	51	30	29	39	15	14	(76) DNF	33	41	8
46	NED 3356	Ties Wijbinga	260.0	322.0	34	21	12	15	14	41	43	34	46	(62)
47	SWE 4770	Oscar Löfgren	262.0	315.0	20	38	26	21	15	20	26	(53)	52	44
48	NED 3295	Olaf Ganzevles	265.0	323.0	44	4	(58)	45	17	1	32	52	44	26
49	NED 3364	Joep van Munster	269.0	345.0	36	(76) DNF	42	4	5	40	11	65	55	11
50	CRO 1220	Tristan Tol	277.0	345.0	6	3	60	66	55	33	12	5	(68)	37
51	BEL 1179	Brecht Zwaenepoel	282.0	348.0	60	58	41	32	16	4	10	32	(66)	29
52	FRA 2730	Pier-Paolo Dean	294.0	356.0	28	48	34	38	22	32	8	50	(62)	34
53	POR 2277	Sebastião Ramirez	301.0	377.0	15	20	4	23	(76) BFD	13	27	68	63	68
54	IRL 1558	Nathan Van Steenberge	304.0	371.0	30	22	45	26	7	53	9	(67)	67	45



Overall Results - Optimist Boys Overall Gold

Optimist Boys

POS	SAIL NUMBER	NAME	NETT	TOTAL	Q1	Q2	Q3	Q4	Q5	Q6	Q7	F1	F2	F3
55	AUS 1685	Finley Scade	306.0	379.0	25	21	56	15	8	44	19	51	(73)	67
56	NED 3231	Bart Dieperink	306.0	382.0	31	12	38	11	37	27	64	30	56	(76) UFD
57	NED 3234	Adriaan Ouwerkerk	317.0	383.0	7	19	51	45	6	29	51	(66)	43	66
58	ARG 3750	Facundo Martin Guaglianone	317.0	387.0	17	40	30	20	26	34	37	59	(70)	54
59	BUL 24	Martin Gerov	324.0	394.0	19	25	33	21	38	20	40	(70)	59	69
60	BRA 3885	Roberto Cardoso Filho	325.0	397.0	24	57	15	6	12	49	62	(72)	35	65
61	NZL 4582	George Pilkington	325.0	384.0	(59)	24	16	27	28	54	55	29	51	41
62	ISR 76	Yuval Bar Noon	326.0	390.0	23	29	39	48	42	52	17	(64)	40	36
63	IRL 1608	Rocco Wright	330.0	406.0	47	12	58	30	16	24	45	(76) DSQ	27	71
64	HUN 1178	Mátyás Verebély	333.0	409.0	34	63	7	31	(76) BFD	32	13	18	76 BFD	59
65	GBR 6398	Jamie Gatehouse	336.0	392.0	12	45	37	52	29	39	42	42	38	(56)
66	NED 3321	Daan Boekholt	342.0	399.0	49	23	28	46	23	(57)	34	54	45	40
67	GBR 6425	Nicholas Evans	344.0	413.0	30	50	52	19	37	38	14	44	(69)	60
68	LAT 71	Eduards Mucins	354.0	420.0	(66)	40	5	38	26	33	44	60	65	43
69	DEN 8621	Victor Melchior	355.0	428.0	54	23	53	22	31	28	27	(73)	53	64
70	NOR 3981	Emil Forslund	360.0	436.0	22	38	43	54	21	50	22	49	(76) DNF	61
71	NZL 4680	Lucas Day	361.0	418.0	8	28	35	51	46	53	36	55	(57)	49
72	JPN 3335	Sora Okada	366.0	438.0	17	34	46	17	20	(72)	31	71	58	72
73	HUN 1343	Sámuel János Zolnai	372.0	448.0	10	44	49	16	(76) BFD	51	26	58	61	57



Overall Results - Optimist Boys Overall Gold

Optimist Boys

POS	SAIL NUMBER	NAME	NETT	TOTAL	Q1	Q2	Q3	Q4	Q5	Q6	Q7	F1	F2	F3
74	GBR 6098	George Creasy	381.0	455.0	41	61	21	33	38	44	28	(74)	60	55
75	DEN 8573	Johan Ole Henriksen	398.0	474.0	35	8	56	43	33	26	57	69	71	(76) UFD

