

































29er World Championship 2019

Silver Fleet

Results are final as of 17:10 on August 3, 2019, Gdynia, Poland, 26th July to 3rd August 2019

Rank	Division	Nat	Sail #	Name	Age	Crew	Age	Crew	Gender	R1	R2	R3	R4	R5	R6	R7	R8	CarriedFwd	Score
1	U17	 GER	2875	Mortiz Dorau	16	Riko Rockenbauch	16	M	14.0	2.0	11.0	15.0	16.0	2.0	(29.0)	3.0	50.0		113.0
2	---	 GBR	2811	Freya Black	18	Millie Aldridge	18	F	16.0	11.0	(46.0 UFD)	23.0	1.0	8.0	6.0	7.0	57.0		129.0
3	---	 DEN	2842	Mads Poder Witzke	17	Victor Ladefoged	17	M	15.0	17.0	4.0	2.0	(26.0)	4.0	21.0	21.0	60.0		144.0
4	U17	 NOR	2881	Markus Berthet	16	Emile Forslund	15	M	12.0	15.0	16.0	9.0	9.0	(24.0)	5.0	4.0	76.0		146.0
5	---	 GBR	2849	Isabelle Fellows	20	Jessica Jobson	17	F	10.0	10.0	9.0	10.0	(18.0)	13.0	13.0	12.0	69.0		146.0
6	---	 GBR	2816	Henry Jameson	18	Louis Johnson	17	M	19.0	3.0	1.0	7.0	(31.0)	19.0	23.0	22.0	62.0		156.0
7	U17	 GER	2323	Kjell Haschen	15	Iven Fromm	15	M	7.0	19.0	21.0	31.0	20.0	(34.0)	1.0	6.0	53.0		158.0
8	U17	 ISV	2918	Dawson Kohl	16	Steven Hardee	16	M	(26.0)	18.0	19.0	24.0	12.0	18.0	17.0	5.0	46.0		159.0
9	---	 ITA	2835	Filippo Cestari	16	Giovanni Sandrini	17	M	13.0	1.0	3.0	18.0	(43.0)	43.0	18.0	13.0	54.0		163.0
10	---	 DEN	2421	Frederik Fomsgaard	18	Marcus Langagergaard	20	M	22.0	23.0	(28.0)	6.0	19.0	3.0	15.0	25.0	51.0		164.0
11	U17	 GER	2307	Moritz Dürholt	15	Lennart Tolzmann	16	M	2.0	6.0	24.0	(35.0)	24.0	31.0	12.0	23.0	49.0		171.0
12	U17	 POL	2352	Gustaw Miciński	15	Mateusz Gwoźdź	14	M	6.0	25.0	(27.0)	22.0	11.0	12.0	25.0	19.0	56.0		176.0
13	U17	 SWE	2698	Calle Lagerberg	16	Albert Norlén	16	M	3.0	7.0	(41.0)	11.0	40.0	11.0	24.0	8.0	75.0		179.0
14	---	 HKG	2876	Malo Kennish	16	Anatole Martin	17	M	34.0	(46.0 UFD)	2.0	3.0	5.0	5.0	26.0	41.0	64.0		180.0
15	U17	 GER	2931	Katharina Schwachhofer	16	Elena Stoltze	16	F	21.0	35.0	(40.0)	28.0	3.0	29.0	10.0	16.0	55.0		197.0

Rank	Division	Nat	Sail #	Name	Age	Crew	Age Crew	Gender	R1	R2	R3	R4	R5	R6	R7	R8	CarriedFwd	Score
16	---	 DEN	2363	Jens-Philip Dehn-Toftehoj	21	Jacob Fuglbjerg	23	M	(31.0)	13.0	20.0	17.0	15.0	1.0	28.0	30.0	74.0	198.0
17	---	 BRA	2743	Tiago Monteiro	18	Vinicius De Oliveira	18	M	4.0	5.0	(46.0 UFD)	29.0	4.0	39.0	43.0	10.0	70.0	204.0
18	U17	 SWE	2526	Malcolm Björsson	16	Emil Jahrsten	15	M	30.0	4.0	15.0	(41.0)	29.0	27.0	2.0	34.0	67.0	208.0
19	---	 FRA	2804	Juliette Berthier	18	Marie Devoize	18	F	(33.0)	33.0	10.0	27.0	27.0	16.0	16.0	20.0	59.0	208.0
20	U17	 GER	2894	Felix Neszvecsko	16	Maximilian Koerner	16	M	27.0	9.0	22.0	8.0	28.0	42.0	3.0	(45.0)	71.0	210.0
21	---	 GER	2504	Laila Möbius	17	Emelie Hesse	17	F	(46.0 BFD)	12.0	26.0	14.0	17.0	6.0	27.0	29.0	79.0	210.0
22	U17	 ITA	2609	Lorenzo Pandini	16	Leone Tuci	16	M	11.0	31.0	17.0	12.0	13.0	32.0	11.0	(43.0)	84.0	211.0
23	---	 HUN	2768	Levente Lászlófy	17	Dániel Nyári	18	M	29.0	36.0	12.0	13.0	14.0	(44.0)	32.0	14.0	63.0	213.0
24	---	 ISV	2026	Lucy Klempen	17	Chris Bateman	18	mixed	9.0	26.0	30.0	5.0	30.0	37.0	30.0	(42.0)	48.0	215.0
25	U17	 GER	2843	Per Christoffer Schwall	14	Simon Schmidt	15	M	(46.0 BFD)	46.0 UFD	33.0	46.0 DNC	2.0	15.0	4.0	2.0	68.0	216.0
26	---	 CZE	2279	Jaroslav Cermak	18	Petretr Kostal	17	M	24.0	(41.0)	18.0	16.0	33.0	17.0	22.0	27.0	65.0	222.0
27	---	 AUS	2483	Zoe Dransfield	16	Madeleine Mcleay	17	F	23.0	28.0	35.0	(38.0)	8.0	26.0	38.0	1.0	66.0	225.0
28	---	 GER	2797	Philipp Wrobel	17	Julian Haunschild	17	M	17.0	30.0	7.0	25.0	(45.0)	21.0	14.0	38.0	73.0	225.0
29	---	 GER	2482	Finn Thun	17	Luk Thun	16	M	35.0	37.0	34.0	(42.0)	32.0	33.0	9.0	15.0	47.0	242.0
30	U17	 HUN	2534	Roni Oszkar Szabo	16	Botond Petranyi	15	M	8.0	27.0	39.0	34.0	23.0	10.0	19.0	(44.0)	85.0	245.0
31	---	 FRA	2232	Tangi Le Goff	17	Bertin Youenn	17	M	5.0	29.0	8.0	4.0	38.0	35.0	(39.0)	37.0	90.0	246.0
32	---	 FRA	17	Pol Jacquin	18	Loic Tissier	18	M	38.0	32.0	5.0	1.0	42.0	(45.0)	37.0	35.0	58.0	248.0

Rank	Division	Nat	Sail #	Name	Age	Crew	Age Crew	Gender	R1	R2	R3	R4	R5	R6	R7	R8	CarriedFwd	Score
33	---	USA	668	Griffin Gigliotti	16	Aidan Iaconis	17	M	25.0	8.0	31.0	30.0	6.0	23.0	(41.0)	40.0	88.0	251.0
34	U17	GER	2324	Carl Temming	15	Lisander Zeiske	15	M	18.0	(39.0)	32.0	33.0	25.0	20.0	33.0	9.0	81.0	251.0
35	---	ESP	1790	Christian Garcia Juan	19	Laura Garcia Juan	22	mixed	20.0	22.0	42.0	(43.0)	7.0	40.0	7.0	33.0	83.0	254.0
36	---	SWE	2922	Julia Henriksson	18	Caroline Pettersson	20	F	39.0	21.0	29.0	40.0	34.0	22.0	(44.0)	11.0	61.0	257.0
37	U17	GER	2419	Jakob Voltmer	16	Paul Opolony	16	M	32.0	34.0	23.0	26.0	21.0	30.0	(42.0)	18.0	78.0	262.0
38	U17	RUS	2610	Ilya Chuprina	16	Rodion Brovin	16	M	1.0	(46.0 UFD)	36.0	36.0	35.0	9.0	34.0	24.0	89.0	264.0
39	---	ESP	1773	Susana Hurtado Gutierrez	18	Carlota Garcia Fernandez	19	F	28.0	24.0	37.0	37.0	(44.0)	25.0	20.0	17.0	77.0	265.0
40	U17	CAN	2916	Thomas Staples	15	William Staples	15	M	(40.0)	20.0	6.0	20.0	39.0	38.0	35.0	32.0	80.0	270.0
41	---	GBR	2788	Freddie Peters	17	Toby Atherton	18	M	36.0	42.0	(46.0 DNC)	46.0 DNC	10.0	14.0	31.0	39.0	52.0	270.0
42	U17	ESP	2912	Alvaro Alonso Ortega	15	Guillermo Castellano Vicente	16	M	(46.0 BFD)	40.0	38.0	32.0	41.0	7.0	8.0	36.0	72.0	274.0
43	---	NOR	2663	Amalie Wang	17	Fredrikke Foss	17	F	37.0	16.0	14.0	19.0	37.0	36.0	(40.0)	28.0	87.0	274.0
44	---	GBR	2826	Ewan Luke	18	Zachary Blomeley	18	M	41.0	14.0	25.0	39.0	22.0	28.0	(45.0)	26.0	82.0	277.0
45	---	GBR	2332	Luke Gribbin	19	Toby Cope	19	M	(46.0 BFD)	38.0	13.0	21.0	36.0	41.0	36.0	31.0	86.0	