



Zhik 29er Europeans Championships 2018

Helsingfors Segelklubb, Helsinki, Finland












Results are final

Gold Fleet

Sailed: 7, Discards: 1, To count: 6, Entries: 45, Scoring system: Appendix A

Rank	Fleet	Region	Nat	SailNo	Helm	Crew	Division	Team	CarriedFwd	Penalties	Total	Nett	R8/F1	R9/F2	R10/F3	R11/F4	R12/F5	R13/F6	R14/F7
1	Gold	EUR	FRA	4	Revil Tho	Guevel Gautier	M		3.0		61.0	28.0	7	(33)	10	4	1	1	2
2	Gold	EUR	NOR	2662	Mathias Berthet	Alexander Franks-Penty	M		5.0		62.0	32.0	6	2	4	11	3	(30)	1
3	Gold	EUR	FRA	14	Aristide Girou	Noah Chauvin	M		10.0		58.0	46.0	3	11	7	7	4	4	(12)
4	Gold	EUR	SWE	2654	Marius Westerlind	Olle Aronsson	M		1.0		91.0	54.0	4	(37)	11	5	9	12	13
5	Gold	EUR	FIN	2031	Ville Korhonen	Robin Berner	M		6.0		77.0	58.0	(19)	6	3	16	13	13	3
6	Gold	EUR	HUN	2760	Máté Jeney	Arthur Jonghe	M		7.0		84.0	64.0	5	1	19	(20)	15	11	8
7	Gold	EUR	GBR	2787	Ewan Wilson	Finley Armstrong	M		2.0		92.0	66.0	9	25	8	(26)	11	8	5
8	Gold	EUR	FRA	3	Benjamin Jaffrezic	Léo Chauvel	M		34.0		85.0	70.0	8	(15)	2	2	8	3	14
9	Gold	EUR	NED	2349	Lars Postma	Pim Schep	M		14.0		107.0	75.0	(32)	12	6	10	16	9	10
10	Gold	EUR	SWE	2527	Alice Moss	Hugo Westberg	mixed		18.0		113.0	78.0	26	16	5	3	6	5	(35)
11	Gold	EUR	RUS	2719	Dmitrii Lazdin	Dmitrii Araslanov	M		15.0		124.0	80.0	31	28	1	1	2	2	(44)
12	Gold	EUR	POL	2359	Pawel Jakubowski	Kajetan Jabtonski	M		12.0		122.0	91.0	13	(31)	14	13	19	6	16
13	Gold	EUR	ESP	1118	Yoel Hernandez	Julio Alonso Ortega	M		4.0		145.0	99.0	24	5	(DNC)	6	12	DNC	4
14	Gold	EUR	GER	2823	Jonas Schupp	Moritz Hagenmeyer	M	JUNIOR	17.0		122.0	99.0	(23)	17	9	19	7	20	11
15	Gold	ROW	ISV	2563	Atlee Kohl	Chris Bateman	M		27.0		152.0	118.0	17	(34)	27	9	14	17	9
16	Gold	ROW	CAN	2293	Eric Lyall	Andrew Moreno	M		16.0		171.0	125.0	41	8	12	14	(UFD)	7	27
17	Gold	EUR	HKG	2655	Malo Kennish	Anatole Martin	M	JUNIOR	31.0		166.0	125.0	14	9	18	12	29	14	(41)
18	Gold	EUR	DEN	2374	Mads Witzke	Victor Ladefoged	M	JUNIOR	24.0		186.0	140.0	29	24	(UFD)	8	21	21	15
19	Gold	EUR	GER	2315	Ben Heinrich	Carolina Horlbeck	mixed		11.0		182.6	144.6	25	RDGa#1	35	18	(41)	22	6
20	Gold	EUR	GBR	2788	Freddie Peters	Louis Johnson	M	JUNIOR	20.0		191.0	145.0	(DNC)	19	17	21	25	15	30
21	Gold	EUR	GER	2801	Valentin Mueller	Ole Ulrich	M		39.0		171.0	147.0	18	13	(24)	17	26	18	18
22	Gold	EUR	GBR	2816	Henry Jameson	Toby Atherton	M		13.0		194.0	148.0	(DNC)	4	28	27	18	23	37
23	Gold	EUR	GBR	2347	Freya Black	Millie Aldridge	F		9.0		187.0	151.0	(36)	14	16	23	34	32	26
24	Gold	EUR	ITA	2800	Michelle Waink	Claudia Gambarin	F		30.0		195.0	157.0	15	21	21	33	23	16	(38)
25	Gold	EUR	ESP	2725	Enrique Seattle Urios Salinas	Filippo Binetti Pozzi	M	JUNIOR	8.0		201.0	158.0	1	3	(43)	38	44	43	24
26	Gold	EUR	GBR	2343	Isabelle Fellows	Anna Sturrock	F		25.0		195.0	164.0	27	18	26	28	17	25	(31)
27	Gold	ROW	ARG	2566	Clara Videla	Sofia Videla	F		35.0		202.0	165.0	21	20	(37)	29	22	33	7
28	Gold	EUR	ITA	2622	Giovanni Boletti	Nicola Torchio	M		26.0		213.0	167.0	16	38	13	22	(UFD)	19	TP
29	Gold	EUR	NOR	2641	Pia Andersen Dahl	Nora Edland	F		21.0		215.0	169.0	10	26	32	24	(DSQ)	35	21
30	Gold	EUR	GER	2098	Finn Walter	Marcus Borlinghaus	M	JUNIOR	33.0		207.0	171.0	11	23	20	31	31	24	(36)
31	Gold	EUR	MLT	2715	Antonia Schultheis	Victoria Schultheis	F		22.0		214.0	172.0	2	27	22	(42)	39	41	22
32	Gold	EUR	GBR	2849	Charlotte Ormerod	Jessica Jobson	F		43.0		214.0	172.0	12	39	15	15	RDG-19	29	(42)
33	Gold	EUR	NED	2554	Tess Wilschut	Femke Van Den Berg	F		29.0		230.0	187.0	28	22	25	(43)	20	40	25
34	Gold	EUR	ITA	2630	Filippo Cestari	Davide Carbonelli	M		28.0		220.0	188.0	30	29	29	(32)	24	31	19
35	Gold	EUR	GER	2638	Lisa Maria Rausch	Eva Marie Becker	F		41.0		238.0	192.0	33	(BFD)	23	37	30	10	20
36	Gold	EUR	GER	2536	Maru Scheel	Freya Feilcke	F		40.0		255.0	213.0	35	10	(42)	34	38	36	23

Rank	Fleet	Region	Nat	SailNo	Helm	Crew	Division	Team	CarriedFwd	Penalties	Total	Nett	R8/F1	R9/F2	R10/F3	R11/F4	R12/F5	R13/F6	R14/F7
37	Gold	EUR	 NOR	2319	Emilie Andersen Dahl	Maren Edland	F		19.0		260.0	214.0	37	(BFD)	33	39	28	26	34
38	Gold	EUR	 GER	2158	Felix Neszvecsko	Max Koerner	M	JUNIOR	36.0		263.0	218.0	34	36	31	(45)	40	27	17
39	Gold	EUR	 GER	2505	Christoph Winkelhausen	Rickmer Lenk	M		38.0		267.0	224.0	(43)	7	39	35	37	42	29
40	Gold	EUR	 FRA	2361	Juliette Berthier	Marie Devoize	F		37.0		283.0	241.0	(42)	30	41	40	27	28	40
41	Gold	EUR	 GER	965	Moritz Dorau	Riko Rockenbauch	M	JUNIOR	42.0		283.0	242.0	38	(41)	30	36	33	38	28
42	Gold	EUR	 GER	2541	Ole Christian Løsch	Antonius Arzt	M		23.0		291.0	245.0	22	42	36	30	(DNC)	DNC	DNC
43	Gold	EUR	 GBR	2203	Harriet Rogers	Pippa Cropley	F		45.0		285.0	245.0	(40)	35	34	25	36	34	39
44	Gold	EUR	 ESP	2702	Alicia Fras	Maria Gonzalez	F		44.0		293.0	252.0	20	DNE	40	(41)	35	37	33
45	Gold	EUR	 CZE	2279	Jaroslav Cermak	Petr Kostal	M		32.0		314.0	270.0	39	40	38	(44)	42	39	43

Scoring codes used

Code	Description	Points
BFD	Black flag disqualification under rule 30.4	46
DNC	Did not come to the starting area	46
DNE	Disqualification (other than DGM) not excludable under rule 88.3(b)	46
DSQ	Disqualification	46
RDG	Redress - points set by protest hearing	19
RDGa#1	Redress - average points of races F1, F3, F4, F5 & F6	27.6
TP	1 point standard penalty under SI20.2	33
UFD	U flag disqualification under rule 30.3	46

<https://hoski.fi/in-english/>Sailwave Scoring Software 2.25.10
www.sailwave.com[https://www.29ereuropeans.org/
29er@fsro.fi](https://www.29ereuropeans.org/29er@fsro.fi)