



Zhik 29er Europeans Championships 2018
















Helsingfors Segelklubb, Helsinki, Finland

Results are final

Silver Fleet

Sailed: 5, Discards: 1, To count: 4, Entries: 45, Scoring system: Appendix A

Rank	Fleet	Region	Nat	SailNo	Helm	Crew	Division	Team	CarriedFwd	Penalties	Total	Nett	R8/F1	R9/F2	R10/F3	R11/F4	R12/F5
1	Silver	EUR	DEN	2810	Frederik Fomsgaard	Mads Fuglbjerg	M		47.0		82.0	51.0	(31)	2	1	1	1
2	Silver	EUR	HUN	2488	Balint Kocsis	András Pavlik	M		46.0		75.0	64.0	1	8	4	(11)	7
3	Silver	ROW	ARG	2575	Ignacio Hermida Llavallol	Maximiliano Krajl	M		48.0		82.0	71.0	(11)	7	5	4	9
4	Silver	EUR	ESP	2668	Paula Barrio Garcia	Elena Barrio Garcia	F		51.0		132.0	90.0	(SCP)	11	21	5	4
5	Silver	EUR	NED	2484	Dolf Hendriksen	Wiebrand De Vos	M		55.0		111.0	90.0	(21)	20	6	6	5
6	Silver	EUR	GER	2797	Philipp Wrobel	Julian Haunschild	M	JUNIOR	78.0		133.0	93.0	(40)	9	2	3	3
7	Silver	EUR	RUS	10	Vasilii Andreev	Leonid Pushev	M		57.0		134.0	98.0	(36)	3	18	9	13
8	Silver	EUR	FRA	17	Jacquin Pol	Loic Tissier	M		66.0		147.0	101.0	16	6	7	7	(UFD)
9	Silver	EUR	SWE	1749	Linus Lindquist	Linus Berglund	M		80.0		130.0	106.0	(24)	17	3	2	6
10	Silver	EUR	FIN	2537	Edvard Bremer	Otto Schneider	M	JUNIOR	64.0		129.0	106.0	6	16	(23)	12	10
11	Silver	EUR	GER	2508	Tobias Matern	Joram Flaig	M		49.0		138.0	111.0	20	(28)	19	13	11
12	Silver	EUR	POL	2352	Micrus Chlopek	Mateusz Kruczynski	M		52.0		159.0	113.0	(BFD)	5	RDG-19	RDG-19	RDG-19
13	Silver	EUR	GBR	2826	Ewan Luke	Zachary Blomeley	M		77.0		159.0	118.0	(41)	12	8	15	8
14	Silver	EUR	RUS	2636	Daniil Usachev	Vladimir Loginov	M		75.0		131.0	118.0	(13)	13	10	8	14
15	Silver	ROW	ARG	2570	Jose Rother	Juan Manuel Campos	M		61.0		152.0	122.0	(30)	4	16	24	19
16	Silver	EUR	GER	2504	Laila Möbius	Emelie Hesse	F	JUNIOR	65.0		150.0	125.0	12	(26)	15	19	15
17	Silver	EUR	GER	2812	Elena Krupp	Clara Borlinghaus	F	JUNIOR	69.0		151.0	130.0	10	(22)	17	18	17
18	Silver	ROW	ISV	2562	Taylor Hasson	Steven Hardee	M		85.0		177.0	134.0	(43)	14	11	10	16
19	Silver	EUR	FIN	2154	Lotta Virtanen	Ellen Sahlstrom	F		72.0		179.0	146.0	7	(34)	27	22	20
20	Silver	EUR	NOR	2497	Sarah Thodesen	Emil Dagsberg	F		68.0		182.0	148.0	15	(35)	30	16	23
21	Silver	EUR	GBR	2289	Pierce Harris	Alfie Cogger	M	JUNIOR	70.0		196.0	150.0	4	(DNC)	13	17	DNC
22	Silver	EUR	FRA	733	Gaetan de Kat	Thomas Lepere	M		54.0		192.0	153.0	(39)	27	33	30	12
23	Silver	EUR	POL	2357	Mateusz Ksobich	Aleksander Wiszniowski	M		76.0		200.0	154.0	34	(UFD)	9	14	24
24	Silver	EUR	RUS	2720	Victoria Liksanova	Polina Pereshivkina	F		51.0		192.0	157.0	(35)	24	32	28	27
25	Silver	EUR	EST	2049	Kaarel Paal	Mihkel Paal	M		63.0		204.0	158.0	42	15	12	27	(DNC)
26	Silver	EUR	FIN	1501	Sissel Von Schoultz	Helmi Pettay	F		74.0		206.0	160.0	2	33	20	32	(DNC)
27	Silver	EUR	GER	2540	Lea Voigt	Justus Ernst	mixed		58.0		212.0	166.0	25	29	25	31	(DNC)
28	Silver	EUR	SWE	2805	Martina Carlsson	Amanda Ljunggren	F	JUNIOR	59.0		222.0	176.0	8	30	35	(DNC)	DNC
29	Silver	EUR	HUN	2534	Abel Lőszlőfy	Botond Petronyi	M	JUNIOR	88.0		224.0	178.0	38	(UFD)	14	21	18
30	Silver	ROW	CAN	2595	Fraser Buck	Zach Spicer	M		60.0		225.0	179.0	28	(DNC)	DNC	20	28
31	Silver	EUR	ITA	2708	Vittoria Santi	Isabella D'Ambrosia	F		89.0		227.0	181.0	19	23	22	29	(UFD)
32	Silver	EUR	ITA	2831	Sofia Giunchiglia	Marta Giunchiglia	F	JUNIOR	86.0		228.0	182.0	(BFD)	25	26	25	25

Rank	Fleet	Region	Nat	SailNo	Helm	Crew	Division	Team	CarriedFwd	Penalties	Total	Nett	R8/F1	R9/F2	R10/F3	R11/F4	R12/F5
33	Silver	EUR	 GER	1862	Felix Hoffmann	Phillip Hadamczik	M	JUNIOR	83.0		232.0	186.0	29	21	29	(UFD)	29
34	Silver	EUR	 GER	2256	Katharina Schwachhofer	Elena Stoltze	F	JUNIOR	82.0		218.0	187.0	26	(32)	31	26	26
35	Silver	EUR	 SWE	905	Maja Hansson-Mild	Calle Leuckfeld / Hanna Irebjork	mixed		62.0		236.0	190.0	18	19	(UFD)	DNC	DNC
36	Silver	EUR	 RUS	2523	Elena Obedzinskaia	Polina Nizhnikova	F		90.0		240.0	194.0	37	18	28	23	(UFD)
37	Silver	EUR	 RUS	2611	Vladislav Grakhov	Rodion Brovin	M	JUNIOR	71.0		242.0	196.0	3	31	(DNC)	DNC	DNC
38	Silver	EUR	 GER	2246	Finn Thun	Luk Thun	M	JUNIOR	56.0		249.0	203.0	22	(DNC)	34	DNC	DNC
39	Silver	EUR	 FRA	2276	Manon Pennaneach	Enora Percheron	F		53.0		251.0	205.0	14	(DNC)	DNC	DNC	DNC
40	Silver	EUR	 GBR	2381	Iain Bird	Anna Rowe	mixed		81.0		255.0	209.0	27	10	(DNC)	DNC	DNC
41	Silver	EUR	 FRA	2116	Raphael Thoisy	Tristan Berthier	M	JUNIOR	67.0		260.0	214.0	9	(DNC)	DNC	DNC	DNC
42	Silver	EUR	 HKG	2613	Karrie Clark	Penelope Martin	F	JUNIOR	73.0		262.0	216.0	5	(DNC)	DNC	DNC	DNC
43	Silver	EUR	 FIN	2544	Emma Grönblom	Belinda Ehrnrooth	F	JUNIOR	87.0		288.0	242.0	17	(UFD)	DNC	DNC	DNC
44	Silver	EUR	 GER	2093	Louisa Mueller	Celina Mueller	F		84.0		291.0	245.0	23	(DNC)	DNC	DNC	DNC
45	Silver	EUR	 GBR	2539	Luke Gribbin	Ewan Gribbin	M		79.0		295.0	249.0	32	(RET)	DNC	DNC	DNC

Scoring codes used

Code	Description	Points
BFD	Black flag disqualification under rule 30.4	46
DNC	Did not come to the starting area	46
RDG	Redress - points set by protest hearing	19
RET	Retired	46
SCP	Scoring penalty under rule 44.3	42
UFD	U flag disqualification under rule 30.3	46

<https://hoski.fi/in-english/>

Sailwave Scoring Software 2.25.10
www.sailwave.com

[https://www.29ereuropeans.org/
29er@fsro.fi](https://www.29ereuropeans.org/29er@fsro.fi)